



### District Report Card: 2017


<b>State:</b> Tamil Nadu	<b>District:</b> Dharmapuri
<b>Class:</b> 8	<b>Subject:</b> Language
<b>Schools:</b> 51	<b>Students:</b> 1117


### Participation/Coverage


#### Students

<div>GENDER</div> <div></div>	Boys		Girls	
	Number	%	Number	%
	546	48.88	571	51.12

<div>AREA</div> <div></div>	Rural		Urban	
	Number	%	Number	%
	1073	96.06	44	3.94

<div>CATEGORY</div> <div></div>	SC		ST		OBC		GEN	
	Number	%	Number	%	Number	%	Number	%
	192	17.19	75	6.71	838	75.02	12	1.07

<div>CWSN</div> <div></div>	LD	VI	HI	S&LD	ID	Oth
	0	1	2	0	0	1

<div>Management</div> <div></div>	Government		Government-aided	
	Number	%	Number	%
	1018	91.14	99	8.86

### Average Performance of Students in Language (%)

Overall	Gender		Area		Management		Social Group			
	Male	Female	Rural	Urban	Govt.	Aided	SC	ST	OBC	GEN
56.92	55.93	57.86	57.12	51.97	56.70	59.19	60.42	46.04	57.10	56.11

### Performance on Learning Outcomes (LOs)

Learning Outcomes	Description	Average Performance(%)
L813	Read textual/non-textual materials with comprehension and identifies the details, characters, main idea and sequence of ideas and events while reading	56.92

Range of Performance of Students who Answered Correctly							
Below 30%		30% - 50%		50% - 75%		Above 75%	
Number	%	Number	%	Number	%	Number	%
160	14.32	260	23.28	439	39.30	258	23.10

### Lowest Performing Learning Outcomes (LOs)

1 - Read textual/non-textual materials with comprehension and identifies the details, characters, main idea and sequence of ideas and events while reading (56.92)